


ULTIMATE THINNESS, JT THERMISTOR

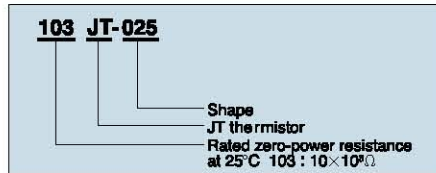
500 μ m only

JT THERMISTOR

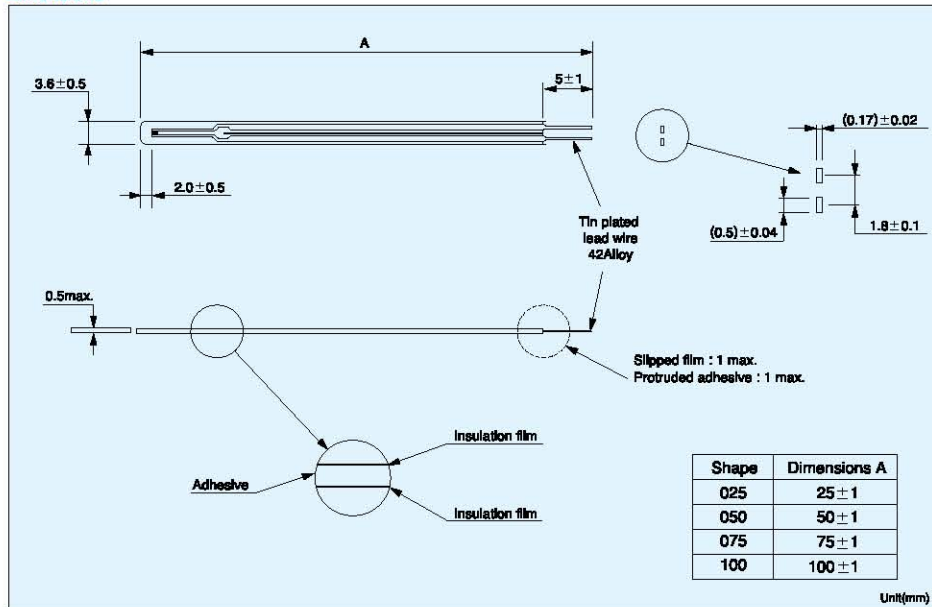
JT thermistors feature ultra thinness of 500 μ m and superior electrical insulation. It is possible to use with safety in ambience that might contact with electrodes.



Part number



Dimensions



Resistance-Temperature

Temperature (°C)	Type	
	103JT	104JT
-50	367.7	9584
-40	204.7	4572
-30	118.5	2282
-20	71.02	1191
-10	43.67	647.2
0	27.70	365.0
10	18.07	212.5
20	12.11	127.7
30	8.301	78.88
40	5.811	50.03
50	4.147	32.51
60	3.011	21.61
70	2.224	14.66
80	1.668	10.13
90	1.267	7.135
100		5.111
110		3.720
120		2.746
125		2.371

Unit(K Ω)

Specifications

Part No.	R ₂₅ *1	B value**2	Dissipation factor (mW/°C) Approx.	Thermal time constant(s)**3 Approx.	Rated maximum power dissipation(at 25°C)(mW)	Category temp. range(°C)
103JT-□□□	10k Ω ± 1%	3435K ± 1%	0.7	5	3.5	-50 ~ +90
104JT-□□□	100k Ω ± 1%	4390K ± 1%				-50 ~ +125

*1 R₂₅: Rated zero-power resistance value at 25°C, ±2% and 3% are also available.

*2 B value: determined by rated zero-power resistance at 25°C and 85°C.

*3 Time when thermistor temperature reaches 63.2% of the temperature difference. The value is measured in the air.