

PC BOARD CONNECTORS


790 SERIES (LOW PROFILE CONNECTORS)

■ FEATURES

- Low profile two-piece connector: 8.6 mm (0.336 in.) height for straight type, 4.6 mm (0.181 in.) height for right-angle type
- Unique simple lock mechanism (preventing connectors from working loose because of vibration)
- Reliable ribbon contact
- 2.54-mm (0.100 in.) grid

■ SPECIFICATIONS

Item	Specification
Operating temperature range	-55°C to +105°C
Current rating	DC 1 A
Contact resistance	20 mΩ max.
Insulation resistance	1000 MΩ min.
Dielectric strength	AC 1500 V for 1 minute
Applicable cable	Flat cable: 1.27 mm (0.050 in.) pitch AWG #28 (stranded) or #30 (solid)

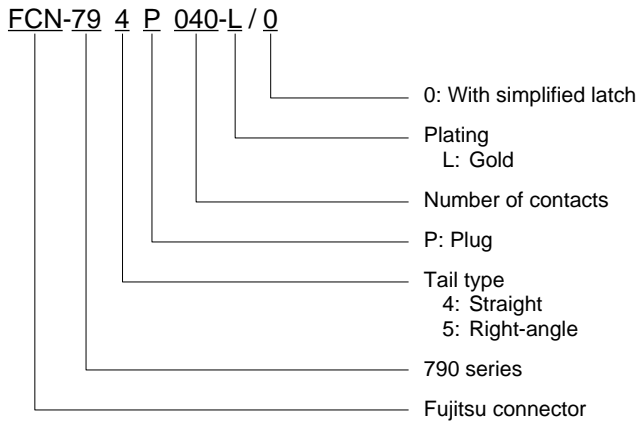


■ MATERIALS

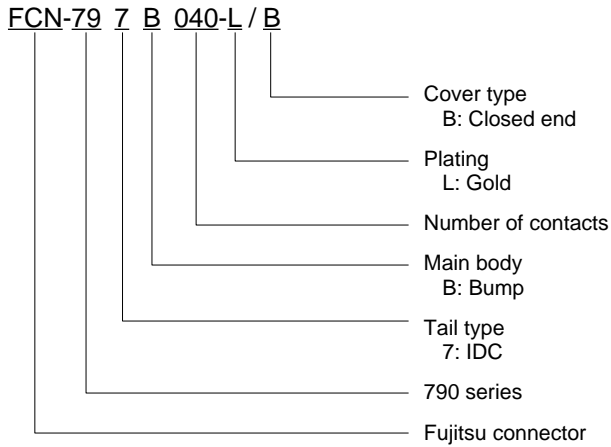
Item	Materials	
Insulating material	Polyester (UL94V-0)	
Conductor	Copper alloy	
Plating	Contact	Gold
	Terminal	Palladium

■ ORDERING CODE

1. Plug

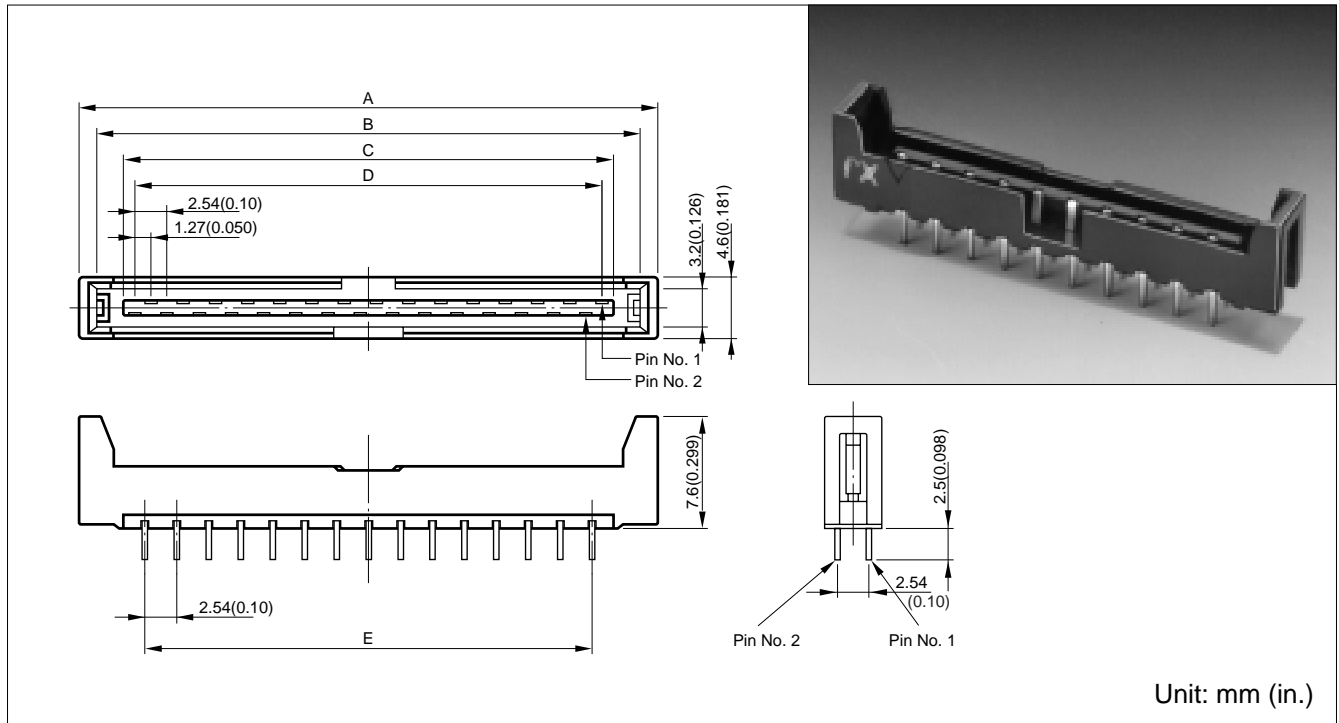


2. Socket

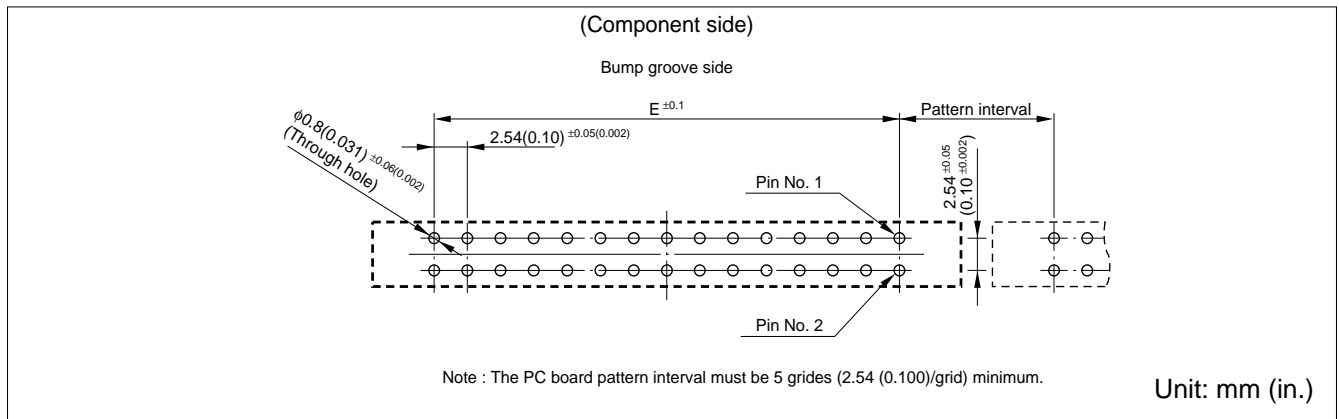


STRAIGHT PLUG

■ DIMENSIONS



■ MOUNTING HOLE LAYOUT

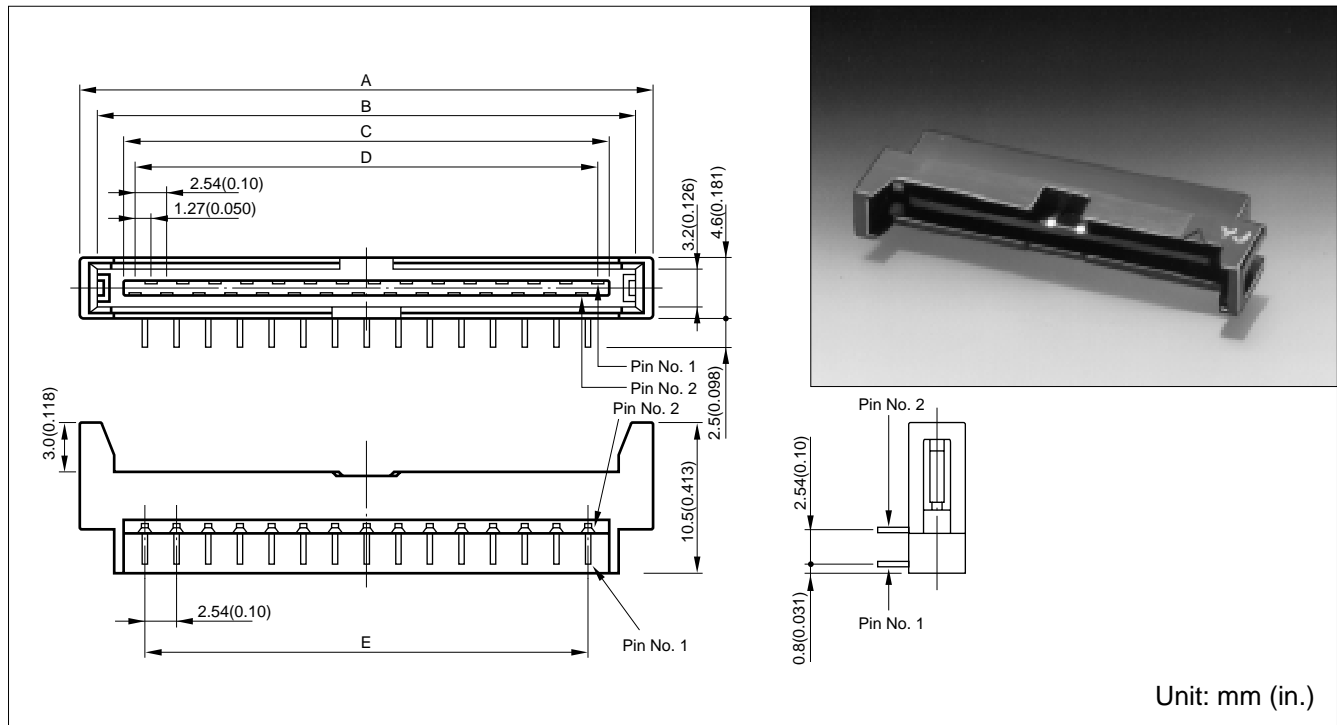


■ PART NUMBERS AND DIMENSIONS

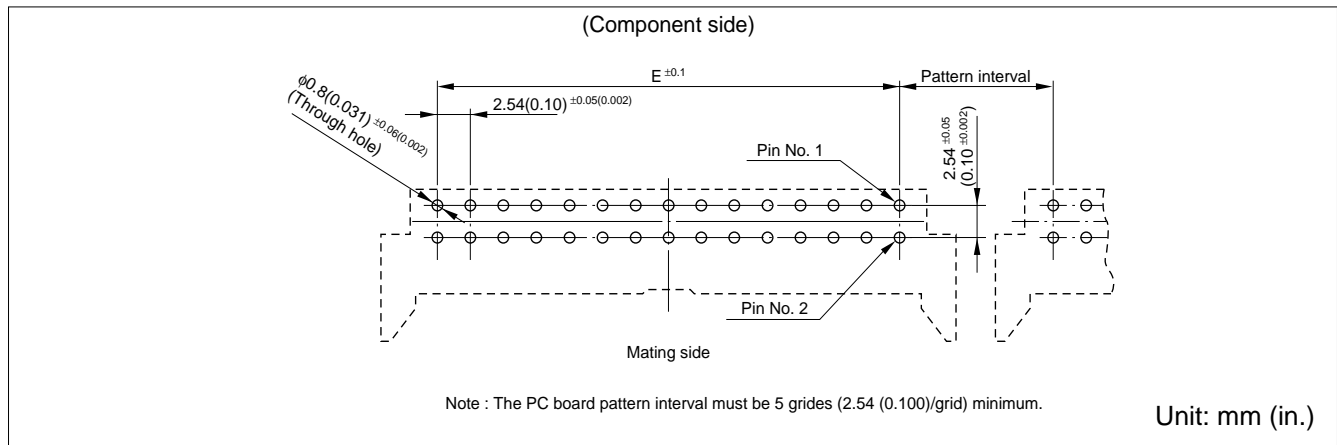
Number of contacts	Part number	Dimensions: mm (in.)				
		A	B	C	D	E
10	FCN-794P010-L/0	20.1 (0.791)	17.72 (0.698)	13.07 (0.515)	11.43 (0.450)	10.16 (0.400)
14	FCN-794P014-L/0	25.2 (0.992)	22.80 (0.898)	18.15 (0.715)	16.51 (0.650)	15.24 (0.600)
16	FCN-794P016-L/0	27.7 (1.090)	25.34 (0.998)	20.69 (0.815)	19.05 (0.750)	17.78 (0.700)
20	FCN-794P020-L/0	32.8 (1.291)	30.42 (1.198)	25.77 (1.015)	24.13 (0.950)	22.86 (0.900)
24	FCN-794P024-L/0	37.9 (1.492)	35.50 (1.398)	30.85 (1.215)	29.21 (1.150)	27.94 (1.100)
26	FCN-794P026-L/0	40.4 (1.590)	38.04 (1.498)	33.39 (1.315)	31.75 (1.250)	30.48 (1.200)
30	FCN-794P030-L/0	45.5 (1.791)	43.12 (1.698)	38.47 (1.515)	36.83 (1.450)	35.56 (1.400)
34	FCN-794P034-L/0	50.6 (1.992)	48.20 (1.898)	43.55 (1.715)	41.91 (1.650)	40.64 (1.600)
40	FCN-794P040-L/0	58.2 (2.291)	55.82 (2.198)	51.17 (2.015)	49.53 (1.950)	48.26 (1.900)

RIGHT-ANGLE PLUG

■ DIMENSIONS



■ MOUNTING HOLE LAYOUT

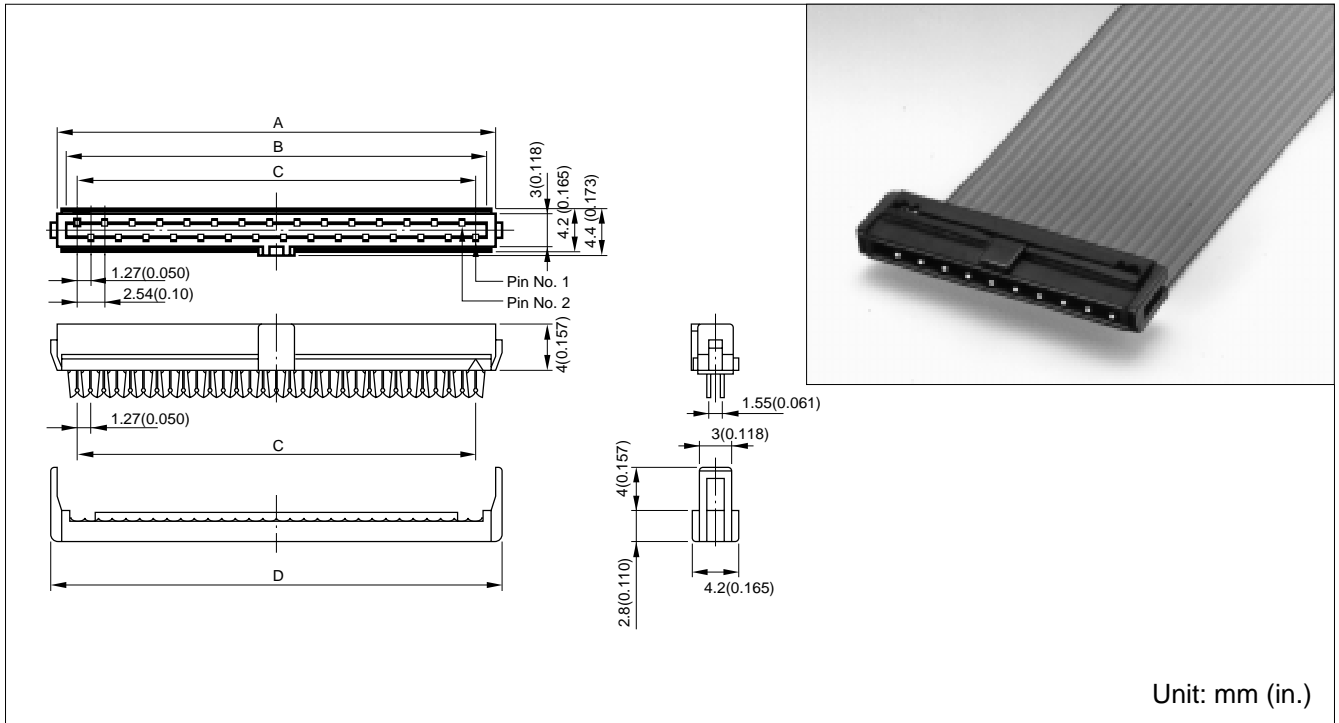


■ PART NUMBERS AND DIMENSIONS

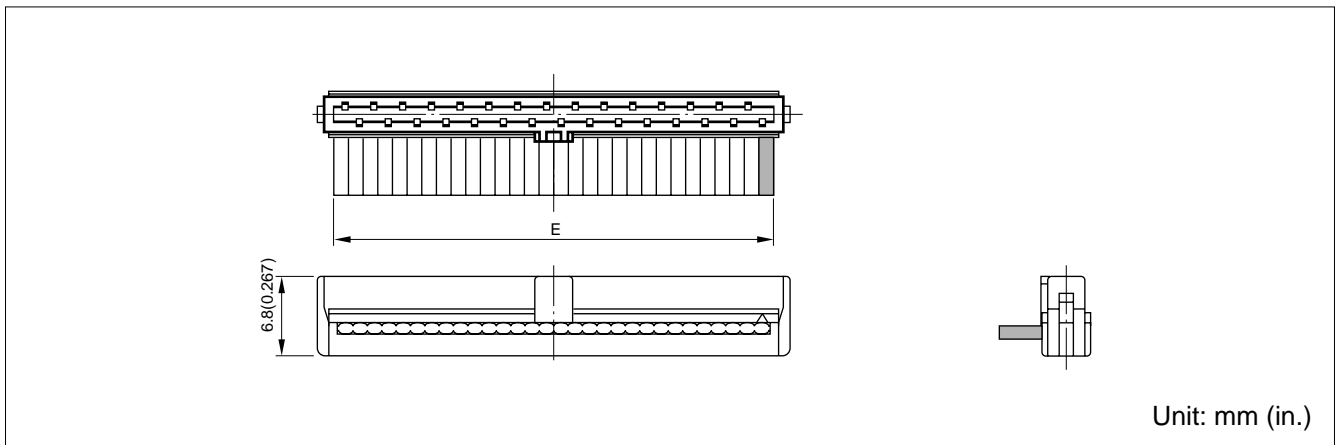
Number of contacts	Part number	Dimensions: mm (in.)				
		A	B	C	D	E
10	FCN-795P010-L/0	20.1 (0.791)	17.72 (0.698)	13.07 (0.515)	11.43 (0.450)	10.16 (0.400)
14	FCN-795P014-L/0	25.2 (0.992)	22.80 (0.898)	18.15 (0.715)	16.51 (0.650)	15.24 (0.600)
16	FCN-795P016-L/0	27.7 (1.090)	25.34 (0.998)	20.69 (0.815)	19.05 (0.750)	17.78 (0.700)
20	FCN-795P020-L/0	32.8 (1.291)	30.42 (1.198)	25.77 (1.015)	24.13 (0.950)	22.86 (0.900)
24	FCN-795P024-L/0	37.9 (1.492)	35.50 (1.398)	30.85 (1.215)	29.21 (1.150)	27.94 (1.100)
26	FCN-795P026-L/0	40.4 (1.590)	38.04 (1.498)	33.39 (1.315)	31.75 (1.250)	30.48 (1.200)
30	FCN-795P030-L/0	45.5 (1.791)	43.12 (1.698)	38.47 (1.515)	36.83 (1.450)	35.56 (1.400)
34	FCN-795P034-L/0	50.6 (1.992)	48.20 (1.898)	43.55 (1.715)	41.91 (1.650)	40.64 (1.600)
40	FCN-795P040-L/0	58.2 (2.291)	55.82 (2.198)	51.17 (2.015)	49.53 (1.950)	48.26 (1.900)

IDC JACK (CLOSED END)

■ DIMENSIONS



■ MOUNTING HOLE LAYOUT



■ PART NUMBERS AND DIMENSIONS

Number of contacts	Part number	Dimensions: mm (in.)				
		A	B	C	D	E
10	FCN-797B010-L/B	15.27 (0.601)	13.17 (0.518)	11.43 (0.450)	17.3 (0.681)	12.70 (0.500)
14	FCN-797B014-L/B	20.35 (0.801)	18.25 (0.718)	16.51 (0.650)	22.4 (0.881)	17.78 (0.700)
16	FCN-797B016-L/B	22.89 (0.901)	20.79 (0.818)	19.05 (0.750)	24.9 (0.980)	20.32 (0.800)
20	FCN-797B020-L/B	27.97 (1.101)	25.87 (1.018)	24.13 (0.950)	30.0 (1.181)	25.40 (1.000)
24	FCN-797B024-L/B	33.05 (1.301)	30.95 (1.218)	29.21 (1.150)	35.1 (1.382)	30.48 (1.200)
26	FCN-797B026-L/B	35.59 (1.401)	33.49 (1.318)	31.75 (1.250)	37.6 (1.480)	33.02 (1.300)
30	FCN-797B030-L/B	40.67 (1.601)	38.57 (1.518)	36.83 (1.450)	42.7 (1.681)	38.10 (1.500)
34	FCN-797B034-L/B	45.75 (1.801)	43.65 (1.718)	41.91 (1.650)	47.8 (1.882)	43.18 (1.700)
40	FCN-797B040-L/B	53.37 (2.100)	51.27 (2.018)	49.53 (1.950)	55.4 (2.181)	50.80


The 44-contact type is also available.

■ IDC TOOLS

- Special IDC tools are used to assemble FCN-790 series connectors and flat cables.
- All tools are simple and easy to use, even for first time users.
- Users who have IDC tools manufactured by us do not have to buy hand presses or cut cables. They are compatible. Take care to buy the locator plate designed for your connectors.
- The number of pins can be changed easily by setting the connector guide to a specified pin hole.
- The cable cutter remains sharp, providing fast, easy cutting with a long life.

Notes:

- Please ask for an operation instruction manual if needed.
- If you have any questions about Fujitsu IDC tools, please contact your local Fujitsu office or your local Fujitsu distributor.



Hand press Cable cutter Locator plate

■ CABLE TERMINATION

• Flat cable termination diagram

There are many ways to connect connectors to flat cables. Choose the connection method appropriate to your application from the figure below.

• Cable length

The length of a cable is in units of cm, as shown in the figure below. The minimum length is 3 cm. The specified tolerance of the cable length is $\pm 10\%$ for $L \leq 10$ cm (± 5 mm min.), ± 1 cm for 10 cm $< L < 100$ cm, $\pm(L/100$ cm $+ 2$ cm) for 100 cm $\leq L \leq 1800$ cm, and ± 20 cm for 1800 cm $< L$.

Type number	No. 1	No. 2	No. 3	No. 4
Connector model				
790 series				

■ PART NUMBERS FOR IDC TOOLS

Name	Part number
Cable cutter (common)	FCN-707T-T001/H
Hand press (common)	FCN-707T-T101/H
Locator plate (for 790 series connectors)	FCN-797T-T055/H

The hand press and the cable cutter can be used for other IDC connectors.

Fujitsu Components International Headquarter Offices

Japan

Fujitsu Component Limited
Gotanda-Chuo Building
3-5, Higashigotanda 2-chome, Shinagawa-ku
Tokyo 141, Japan
Tel: (81-3) 5449-7010
Fax: (81-3) 5449-2626
Email: promothq@ft.ed.fujitsu.com
Web: www.fcl.fujitsu.com

North and South America

Fujitsu Components America, Inc.
250 E. Caribbean Drive
Sunnyvale, CA 94089 U.S.A.
Tel: (1-408) 745-4900
Fax: (1-408) 745-4970
Email: marcom@fcai.fujitsu.com
Web: www.fcai.fujitsu.com

Europe

Fujitsu Components Europe B.V.
Diamantlaan 25
2132 WV Hoofddorp
Netherlands
Tel: (31-23) 5560910
Fax: (31-23) 5560950
Email: info.marketing@fceu.fujitsu.com
Web: www.fceu.fujitsu.com

Asia Pacific

Fujitsu Components Asia Ltd.
102E Pasir Panjang Road
#04-01 Citilink Warehouse Complex
Singapore 118529
Tel: (65) 375-8560
Fax: (65) 273-3021
Email: fcal@fcal.fujitsu.com
www.fcal.fujitsu.com

© 2001 Fujitsu Components America, Inc. All company and product names are trademarks or registered trademarks of their respective owners. Rev. 09/2001