


PC BOARD CONNECTORS

720M SERIES (CRIMP TYPE CONNECTORS)

■ FEATURES

- The 720 series connectors (crimp type connectors) are designed for a wide range of uses.
- 1-row and 2-row types are available to allow various types of mounting.
- DIP sockets allow board-to-board connections (for 18-pin type only).
- Contact pitch of 2×2 mm (0.079 \times 0.079 in.), mounting height of 3.8 mm (0.149 in.) for crimp type, and 6.6 mm (0.260 in.) for DIP type. A compact and low profile allows high density mounting.
- Multiple crimp sockets can be aligned in contact with each other to connect with one header on a PC board.
- Insulator material is UL approved (94V-0/94V-1).



■ SPECIFICATIONS

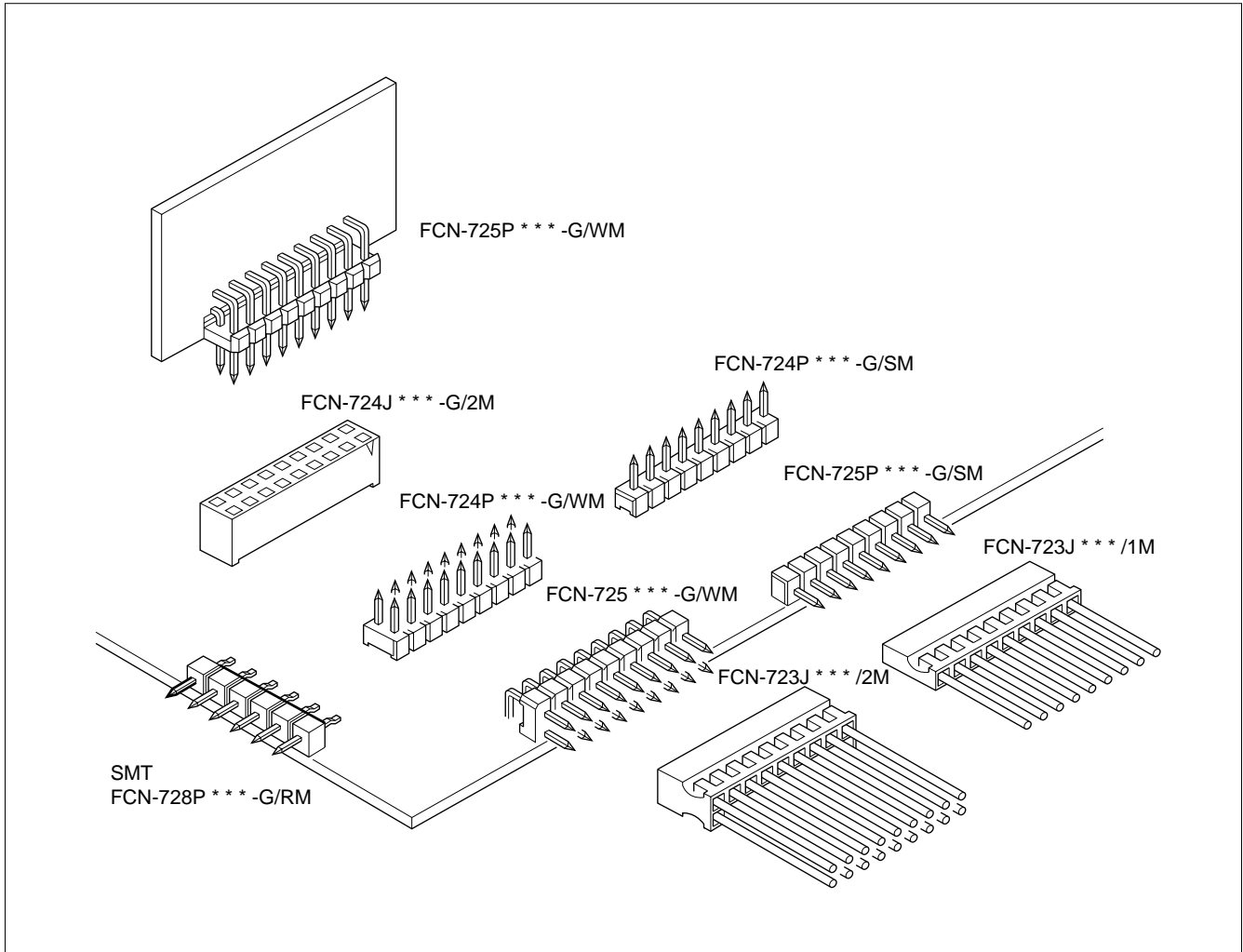
Item	Specification
Operating temperature range	-55°C to +85°C
Current rating	DC 3 A
Voltage rating	AC 250 V
Contact resistance	20 mΩ max. (DC 6 V, 0.1 A)
Insulation resistance	1000 MΩ max. (500 V)
Dielectric strength	AC 500 V for 1 minute
Applicable wire	AWG #26 to #34

■ MATERIALS

Item		Materials
Insulating material	Plug	Polyester (UL94V-0)
	Plug (SMT)	PPS
	Housing	PPO
Conductor		Copper alloy
Plating	Contact	Gold
	Terminal	Palladium

720M Series (Crimp Type Connectors)

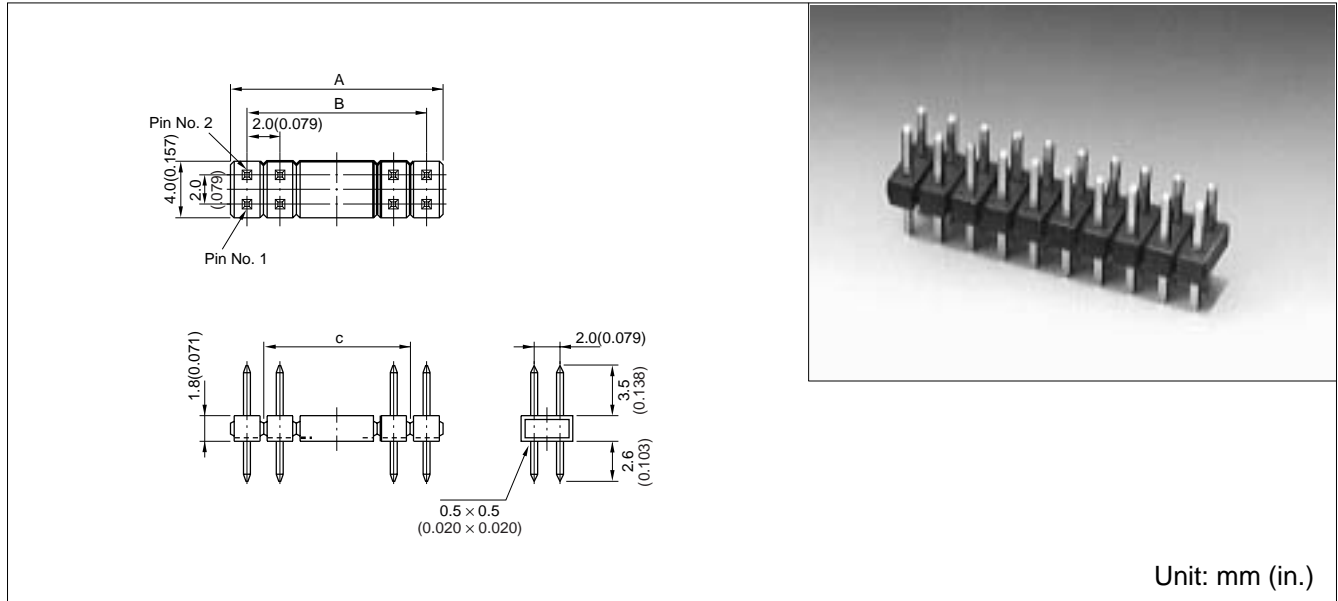
■ APPLICATION EXAMPLE



720M Series (Crimp Type Connectors)

PLUG (2-ROW, STRAIGHT TYPE)

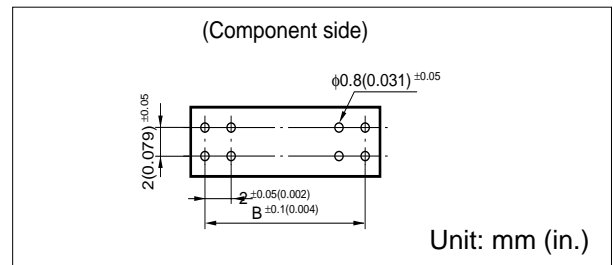
■ DIMENSIONS



■ PART NUMBERS AND DIMENSIONS

Number of contacts	Part number	Dimensions (unit: mm (in.))		
		A	B	C
2	FCN-724P004-G/W/M	4.0 (0.157)	2.0 (0.079)	—
3	FCN-724P006-G/W/M	6.0 (0.236)	4.0 (0.157)	2.0 (0.079)
4	FCN-724P008-G/W/M	8.0 (0.315)	6.0 (0.236)	4.0 (0.157)
5	FCN-724P010-G/W/M	10.0 (0.394)	8.0 (0.315)	6.0 (0.236)
6	FCN-724P012-G/W/M	12.0 (0.472)	10.0 (0.394)	8.0 (0.315)
7	FCN-724P014-G/W/M	14.0 (0.551)	12.0 (0.472)	10.0 (0.394)
8	FCN-724P016-G/W/M	16.0 (0.630)	14.0 (0.551)	12.0 (0.472)
9	FCN-724P018-G/W/M	18.0 (0.708)	16.0 (0.630)	14.0 (0.551)
10	FCN-724P020-G/W/M	20.0 (0.787)	18.0 (0.708)	16.0 (0.630)
11	FCN-724P022-G/W/M	22.0 (0.866)	20.0 (0.787)	18.0 (0.708)
12	FCN-724P024-G/W/M	24.0 (0.945)	22.0 (0.866)	20.0 (0.787)
13	FCN-724P026-G/W/M	26.0 (1.023)	24.0 (0.945)	22.0 (0.866)
14	FCN-724P028-G/W/M	28.0 (1.102)	26.0 (1.023)	24.0 (0.945)
15	FCN-724P030-G/W/M	30.0 (1.181)	28.0 (1.102)	26.0 (1.023)
16	FCN-724P032-G/W/M	32.0 (1.260)	30.0 (1.181)	28.0 (1.102)
17	FCN-724P034-G/W/M	34.0 (1.339)	32.0 (1.260)	30.0 (1.181)
18	FCN-724P036-G/W/M	36.0 (1.417)	34.0 (1.339)	32.0 (1.260)

■ MOUNTING HOLE LAYOUT



Note: Tin-plated plugs are also available.
Part number: FCN-724P □□□ -T/W/M