


FOR BOARD-TO-CABLE CONNECTION

230R SERIES (CONFORMING TO IPI)

■ FEATURES

- These half-pitch connectors conform to the Intelligent Peripheral Interface (IPI) recommended by ANSI.
- 1.27 mm (0.050 in.) pitch contact arrangement enables high-density mounting.
- Cables and connectors are assembled by discrete wire IDC.
- Connectors on the cable side provide excellent EMI shielding/ESD protection with inner-metal and outer-plastic dual cover.
- Tails are spaced in a four-row staggered arrangement (2.54 mm × 1.905 mm) (0.100 in. × 0.075 in.) for easy PC board design.



■ SPECIFICATIONS

Item	Specifications
Operating temperature range	-55°C to +85°C
Current rating	DC 1 A
Voltage rating	AC 240 V
Contact resistance	30 mΩ max. (DC 6 V, 0.1A)
Insulation resistance	1000 MΩ min. (DC 500 V)
Dielectric withstand voltage	AC 750 V for 1 minute
Applicable wire (standard)	AWG #28 and #30 stranded wires with φ0.65 to 0.88 mm (0.026 to 0.035 in.) insulation diameter. (The applicable wires depend on the number of contacts. See the descriptions of IDC plugs and EMI/ESD resistant covers.)

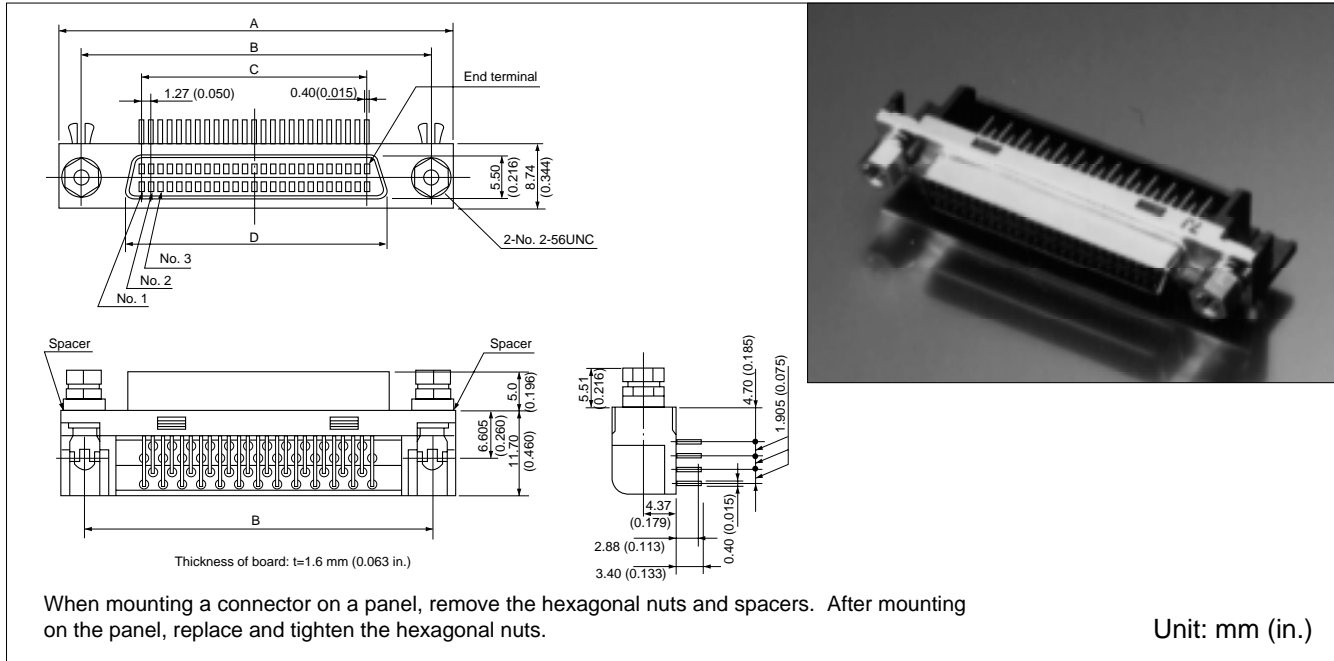
■ MATERIALS

Item	Materials	
Insulator	Polyester (UL94V-0)	
Conductor	Copper alloy	
Plating	Contact	Gold plating
	Terminal	Palladium plating

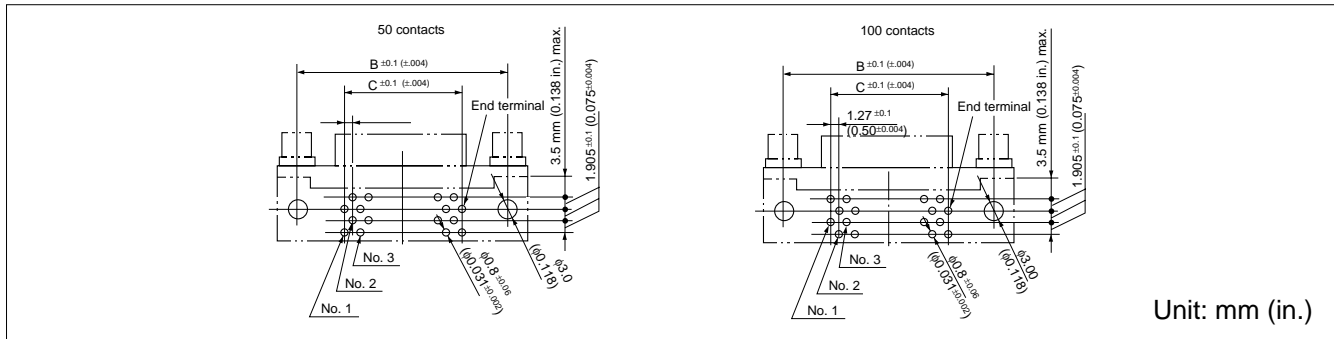
230R Series (Conforming to IPI)

RIGHT-ANGLE SOCKET WITH HEXAGONAL NUTS FOR BOARD LOCK

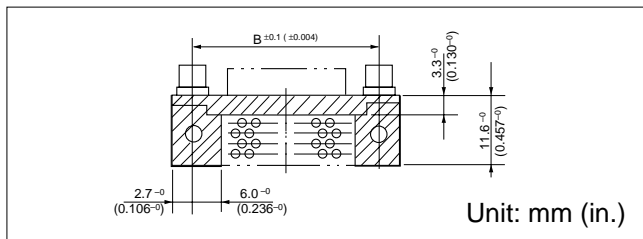
■ DIMENSIONS



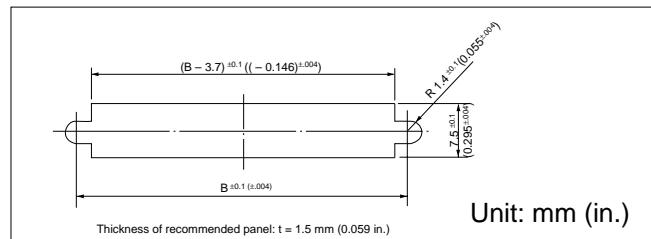
■ MOUNTING HOLE LAYOUT (COMPONENT SIDE)



■ PATTERN INHIBITED AREAS



■ RECOMMENDED PANEL DIMENSIONS



■ PART NUMBERS AND DIMENSIONS

Number of contacts	Part number	Dimensions: mm (in.)			
		A	B	C	D
50	FCN-235D050-G/P#BA	52.45 (2.065)	46.48 (1.830)	30.48 (1.200)	34.65 (1.364)
100	FCN-235D100-G/P#BA	84.20 (3.315)	78.23 (3.080)	62.23 (2.450)	66.40 (2.614)

This series includes connectors with No.4-40UNC screws for hexagonal nuts. Specify a part number by replacing #BA at the end with #AA.

Example: FCN-235D100-G/P#AA

230R Series (Conforming to IPI)

CABLE ASSEMBLY TOOLS

The following tools are necessary to assemble FCN-230/230R/240/240R series connectors.

- Cable aligner (semi-automatic cable aligner or hand tool)
- IDC tool

1. Cable Aligner

Item	Semiautomatic cable aligner			Hand tool
	Body/Controller	Bed	Adaptor	
FCN-237J	FCN-M562-A/C	FCN-P560-2/A	FCN-K560-A-xxx	FCN-237T-T062/H
FCN-237R			FCN-K560-R-xxx	
FCN-247J			FCN-K560-K-xxx	
FCN-247R		FCN-P560-2/J	FCN-K560-J-xxx	FCN-247T-T061/H


xxx indicates the number of contacts.

2. Insulation Displacement Connection (IDC) tool

Item	Hand press	Head/Table
FCN-237J	FCN-237T-T109/H	FCN-237T-T064/H
FCN-237R		FCN-237T-T067/H
FCN-237D		FCN-237T-T075/H
FCN-247J		FCN-247T-T066/H
FCN-247R		FCN-247T-T068/H
FCN-247D		FCN-247T-T077/H



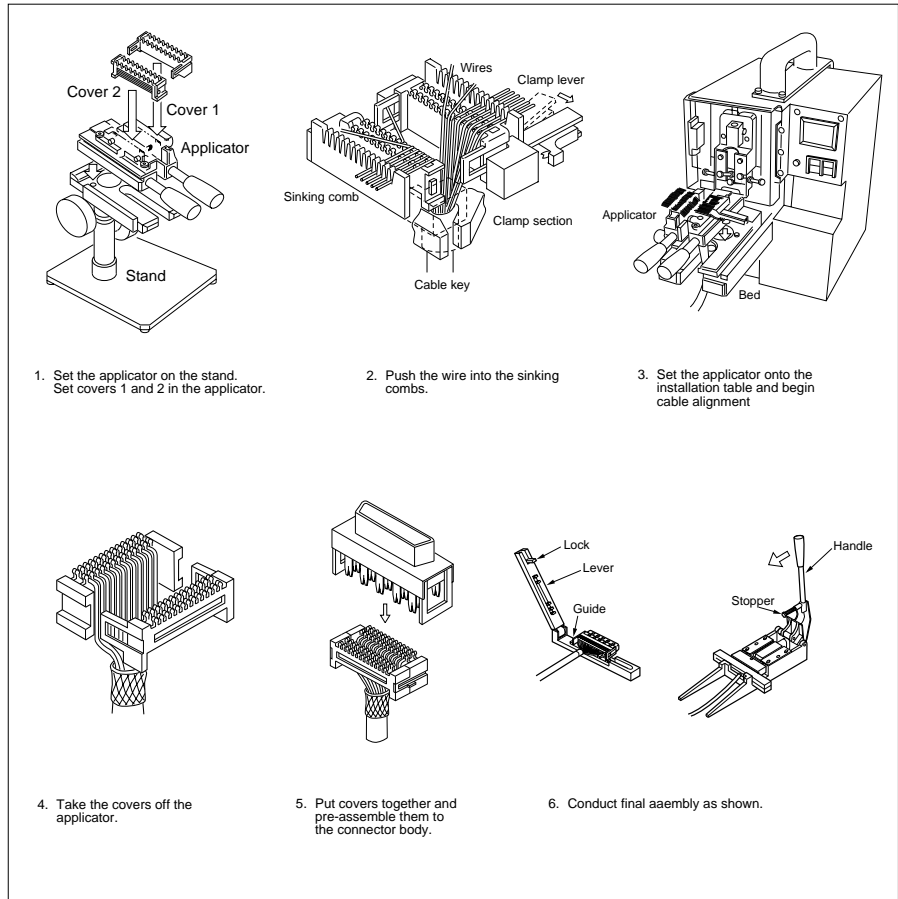

• Cable aligner



• Insulation displacement connection (IDC) tool


230R Series (Conforming to IPI)

Semi-Automatic Tools Cable Aligning Machine Main Body (FCN-M551-120, FCN-M551-220)





Head (FCN-H550-1/A)

Stand (FCN-D550)



Applicator (FCN-A550-1/A-xxx)

IDC Tool (FCN-237T-T109/H,
FCN-237T-T067/H locator)



FCN-230R SERIES SCSI II CABLE CONNECTORS

PLUG: FCN-237R***-G/E, -G/F (***: 020, 026, 028, 050, 068)

Pos No.	Applied Wire (wire Dia.: mm)	Connector Part number	Cable Aligner		IDC Tool
			Hand Tool	Semi-Auto	
20 68	#28 or #30 (0.8 to 0.88)	FCN-237R020-G/F FCN-237R068-G/F	FCN-237T-T062/H FCN-237t-t043/H	(See below*)	HAND PRESS: FCN-237T-T109/H HEAD & Locator: FCN-237T-T067/H
	#28 or #30 (0.5 to 0.65)	FCN-237R020-G/E FCN-237R068-G/E			

Semi-automatic-Medium Level
 Body: :FCN-M551-120
 Head Assembly: :FCN-H550
 Applicator: :FCN-A550-1/A-***(***: 020, 028, 036, 050, 068, 080)
 Stand: :FCN-D550

230R Series (Conforming to IPI)

Fujitsu Components International Headquarter Offices

Japan

Fujitsu Component Limited
Gotanda-Chuo Building
3-5, Higashigotanda 2-chome, Shinagawa-ku
Tokyo 141, Japan
Tel: (81-3) 5449-7010
Fax: (81-3) 5449-2626
Email: promothq@ft.ed.fujitsu.com
Web: www.fcl.fujitsu.com

North and South America

Fujitsu Components America, Inc.
250 E. Caribbean Drive
Sunnyvale, CA 94089 U.S.A.
Tel: (1-408) 745-4900
Fax: (1-408) 745-4970
Email: marcom@fcai.fujitsu.com
Web: www.fcai.fujitsu.com

Europe

Fujitsu Components Europe B.V.
Diamantlaan 25
2132 WV Hoofddorp
Netherlands
Tel: (31-23) 5560910
Fax: (31-23) 5560950
Email: info.marketing@fceu.fujitsu.com
Web: www.fceu.fujitsu.com

Asia Pacific

Fujitsu Components Asia Ltd.
102E Pasir Panjang Road
#04-01 Citilink Warehouse Complex
Singapore 118529
Tel: (65) 375-8560
Fax: (65) 273-3021
Email: fcal@fcal.fujitsu.com
www.fcal.fujitsu.com

© 2001 Fujitsu Components America, Inc. All company and product names are trademarks or registered trademarks of their respective owners. Rev. 09/2001