

# FOR BOARD-TO-BOARD CONNECTION

## 230 SERIES

### ■ FEATURES

- 1.27 mm (0.050 in.) pitch contact arrangement in two rows enables high-density mounting.
- Connectors with 34 to 96 contacts are available for various purposes.
- Connectors with 68 contacts comply with SCSI III interface.
- Connectors with 96 contacts comply with S-bus interface.
- Each of the contacts on the female connector are alternately inset for two-step coupling, significantly reducing insertion force.
- Terminals are spaced in a four-row staggered arrangement (2.54 mm × 1.905 mm) (0.100 in. × 0.075 in.) for easy PC board design.
- Insulation is UL-approved (94V-0).



### ■ SPECIFICATIONS

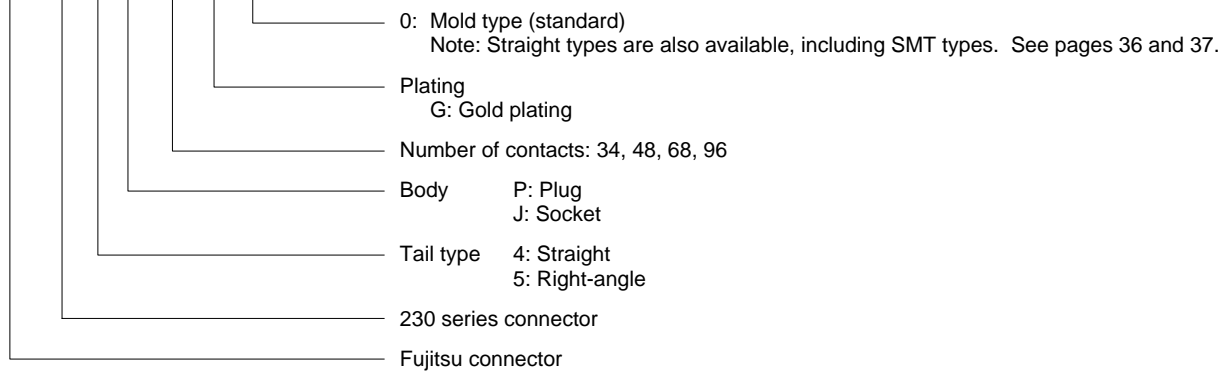
Item	Specifications				
Operating temperature range	-55°C to +105°C				
Current rating	DC 2 A				
Voltage rating	AC 240 V				
Contact resistance	30 mΩ max. (DC 6 V, 0.1 A)				
Insulation resistance	1000 MΩ min. (DC 500 V)				
Dielectric withstand voltage	AC 750 V for 1 minute				
Insertion force [kg max.]	Number of contacts	34	48	68	96
	Force	3.0	4.0	5.5	7.0
Withdrawal force [kg min.]	Number of contacts	34	48	68	96
	Force	0.68	0.96	1.36	1.92
Applicable PC board (standard)	1.6 mm (0.063 in.)				

### ■ MATERIALS

Item	Materials	
Insulator	Polyester (UL94V-0)	
Conductor	Copper alloy	
Plating	Contact	Gold plating
	Terminal	Palladium plating

## ORDERING CODE

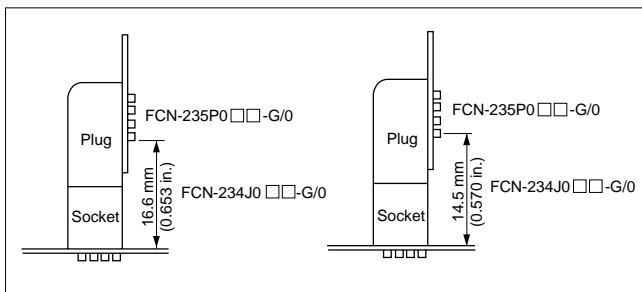
FCN-23 4 P 068-G / 0



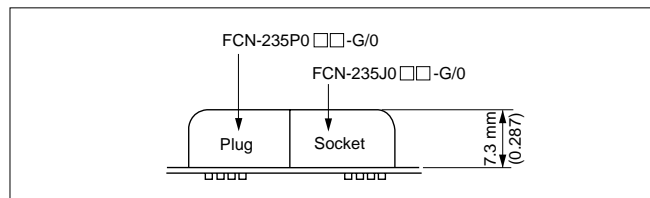
## APPLICATIONS

### Board-to-board connection

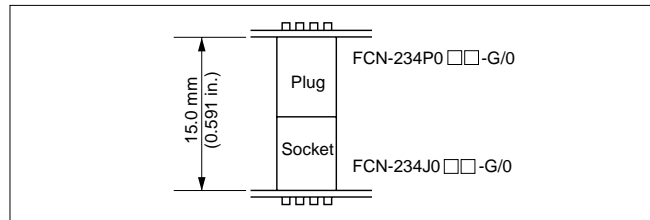
#### Vertical PCB connection



#### Horizontal PCB connection



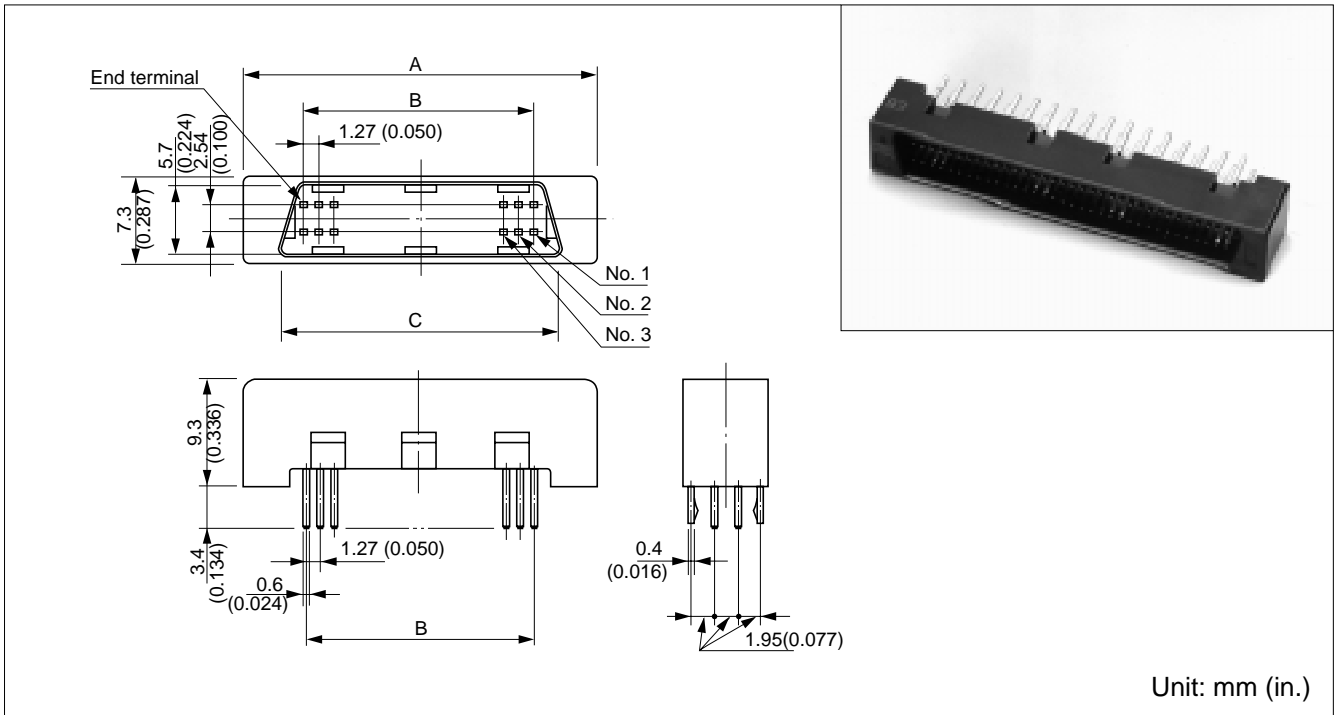
#### Parallel PCB connection



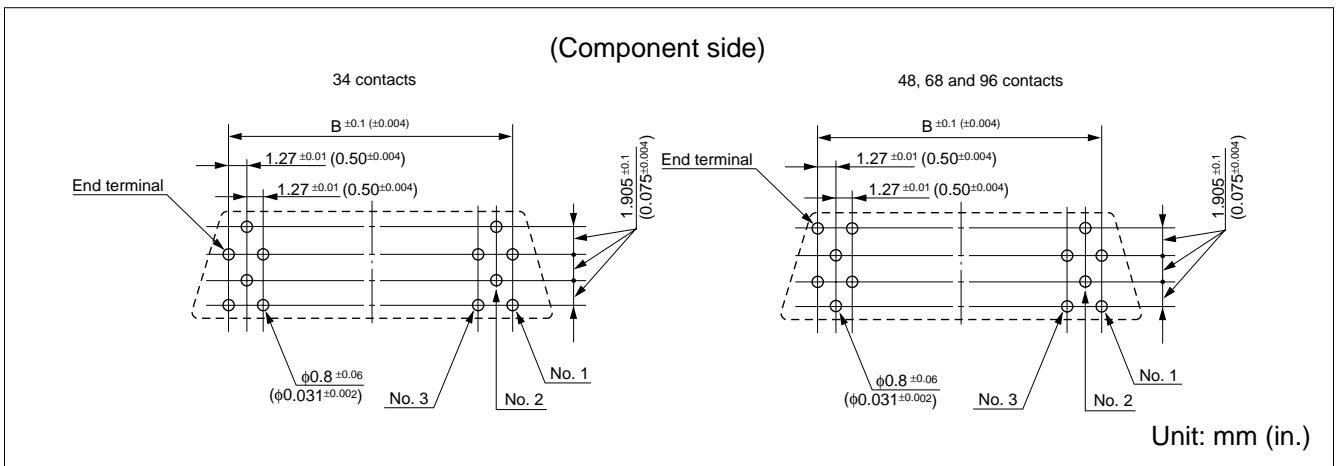
#### Parallel board connection (for a connector with 96 contacts)

Board interval (mm (in.))		15.0	18.75	39.10
Mounting dimension				
Part number	Plug	FCN-234P0XX-G/0	FCN-234P096-G/0 FCN-234P096-G/Y FCN-234P096-G/ZA	FCN-234P096-G/0 FCN-234P096-G/Y FCN-234P096-G/ZA
	Socket	FCN-234J0XX-G/0	FCN-234J096-G/UA FCN-234J096-G/VA FCN-234J096-G/Y	FCN-234J096-G/U1

## STRAIGHT PLUG ■ DIMENSIONS



## ■ MOUNTING HOLE LAYOUT

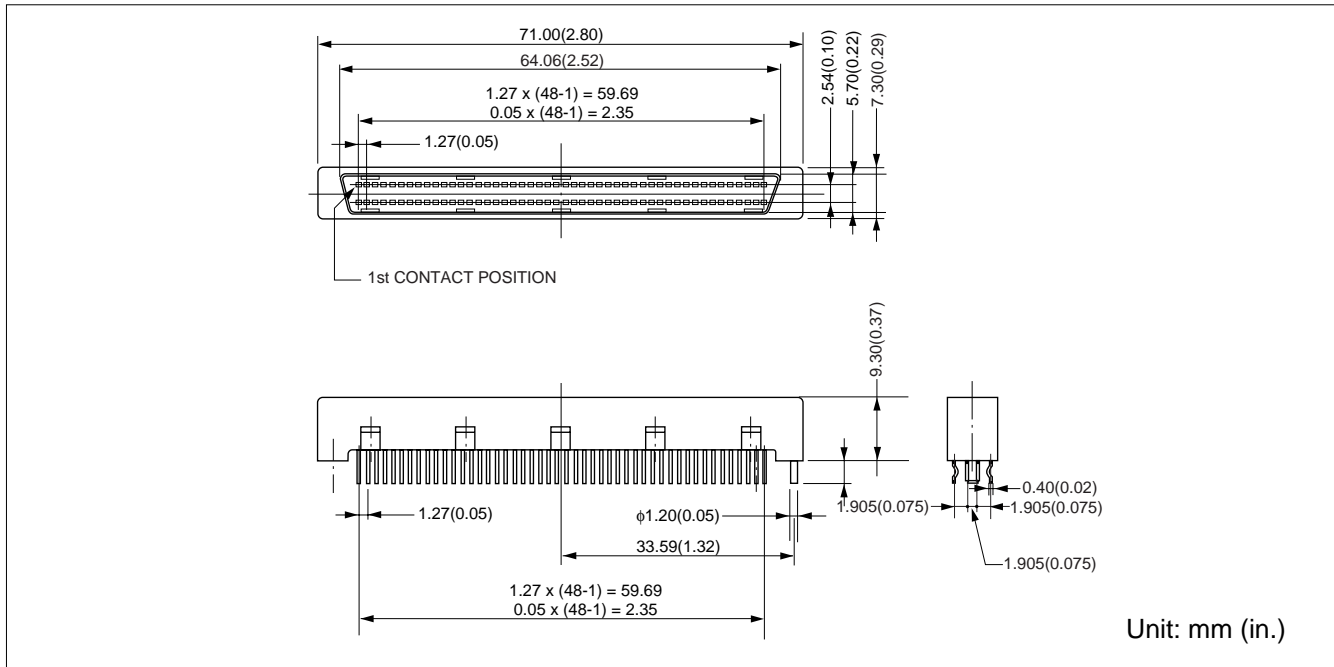


## ■ PART NUMBERS AND DIMENSIONS

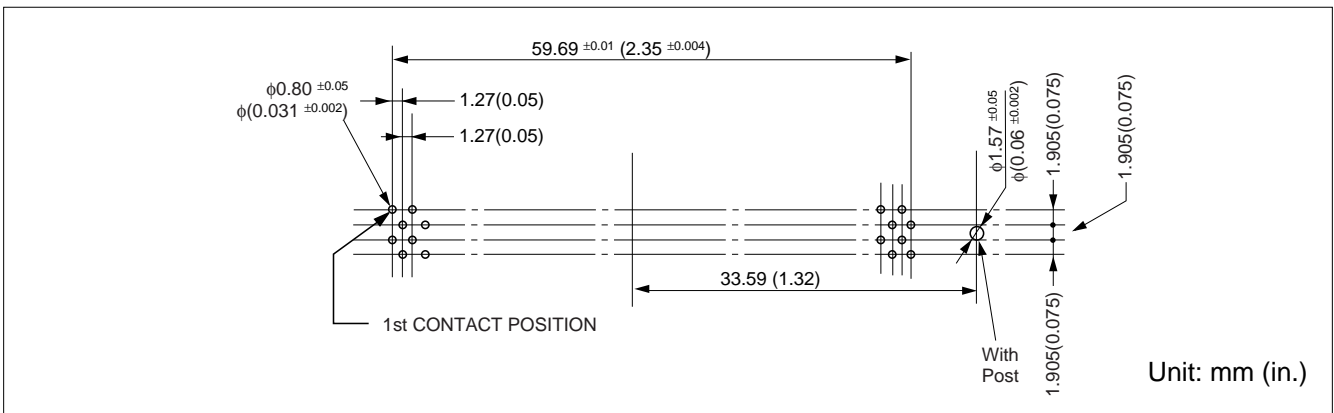
Number of contacts	Part number	Dimensions: mm (in.)		
		A	B	C
34	FCN-234P034-G/0	31.63 (1.245)	20.32 (0.800)	24.69 (0.800)
48	FCN-234P048-G/0	40.52 (1.595)	29.21 (1.150)	33.58 (1.322)
68	FCN-234P068-G/0	53.22 (2.095)	41.91 (1.650)	46.28 (1.822)
96	FCN-234P096-G/0	71.00 (2.795)	59.69 (2.350)	64.06 (2.522)

## FCN-234P096-G/\* STRAIGHT PLUG — S-BUS

### ■ DIMENSIONS



### ■ MOUNTING HOLE LAYOUT



### ■ PART NUMBERS AND DIMENSIONS

	A Polarization Post	B Lead Length
FCN-234P096-G/0	0	3.4(0.13)
FCN-234P096-G/XA	3.4(0.13)	2.8(0.11)
FCN-234P096-G/Y	4.0(0.16)	3.4(0.13)

## **Fujitsu Components International Headquarter Offices**

### **Japan**

Fujitsu Component Limited  
Gotanda-Chuo Building  
3-5, Higashigotanda 2-chome, Shinagawa-ku  
Tokyo 141, Japan  
Tel: (81-3) 5449-7010  
Fax: (81-3) 5449-2626  
Email: [promothq@ft.ed.fujitsu.com](mailto:promothq@ft.ed.fujitsu.com)  
Web: [www.fcl.fujitsu.com](http://www.fcl.fujitsu.com)

### **North and South America**

Fujitsu Components America, Inc.  
250 E. Caribbean Drive  
Sunnyvale, CA 94089 U.S.A.  
Tel: (1-408) 745-4900  
Fax: (1-408) 745-4970  
Email: [marcom@fcai.fujitsu.com](mailto:marcom@fcai.fujitsu.com)  
Web: [www.fcai.fujitsu.com](http://www.fcai.fujitsu.com)

### **Europe**

Fujitsu Components Europe B.V.  
Diamantlaan 25  
2132 WV Hoofddorp  
Netherlands  
Tel: (31-23) 5560910  
Fax: (31-23) 5560950  
Email: [info.marketing@fceu.fujitsu.com](mailto:info.marketing@fceu.fujitsu.com)  
Web: [www.fceu.fujitsu.com](http://www.fceu.fujitsu.com)

### **Asia Pacific**

Fujitsu Components Asia Ltd.  
102E Pasir Panjang Road  
#04-01 Citilink Warehouse Complex  
Singapore 118529  
Tel: (65) 375-8560  
Fax: (65) 273-3021  
Email: [fcal@fcal.fujitsu.com](mailto:fcal@fcal.fujitsu.com)  
[www.fcal.fujitsu.com](http://www.fcal.fujitsu.com)

© 2001 Fujitsu Components America, Inc. All company and product names are trademarks or registered trademarks of their respective owners. Rev. 09/2001